

## Passive vibration control of an automotive component using evolutionary optimisation

Nantiwat Pholdee<sup>1</sup> and Sujin Bureerat<sup>\*2</sup>

<sup>1,2</sup>Department of Mechanical Engineering, Faculty of Engineering, Khon Kaen University,  
Khon Kaen, Thailand 40002

E-mail: [sujbur@kku.ac.th](mailto:sujbur@kku.ac.th)

### **Abstract**

In this paper, the use of multiobjective evolutionary optimisers for passive vibration suppression of an automotive component is demonstrated. The component is used to connect a car engine to some point of a car body between the front seats. Under such circumstance, the structure is subject to several mechanical phenomena e.g. stress failure, fatigue, vibration resonance, and vibration transmissibility. The optimisation problem is posed to find structural shape and size such that maximising structural natural frequency and simultaneously minimising structural mass while constraints include stress failure and displacement. The multiobjective optimiser employed is the multiobjective version of Population-Based Incremental Learning (PBIL) with and without using a surrogate model. The optimum results obtained are illustrated and discussed. It is found that the propose design scheme is effective and efficient for automotive component design.

**Key words:** multiobjective evolutionary algorithm; shape optimisation; Pareto optimal front; automotive component; Vibration suppression

### **1. Introduction**

Due to highly increasing competitiveness in automotive industry, many car manufacturers require to develop new products to offer customers. Therefore, automotive components are always improved by manes of design optimisation [1-2].

Practical engineering design problems are usually assigned to find the best solutions of design variables that lead to optimised design objectives whilst fulfilling all predefined constraints. Often, the design problem has more

than one objective which is called multiobjective optimisation. The most popular method that are used for multiobjective optimisation is Evolutionary Algorithms (EAs) [3-6]. The method can explore a Pareto front within single run and without requiring function derivative. However, a lack of search consistency and low convergence rate are drawbacks of multiobjective evolutionary algorithm (MOEAs) [5]. For this reason, the hybridisation of a surrogate model method and multiobjective optimisers has been invented and



this approach is found to be very powerful and effective [6].

This paper presents multiobjective evolutionary optimisation of an automotive component. The component is used to connect a car engine to some point of the body between the front seats. The structure is subject to several mechanical phenomena such as stress failure, fatigue, vibration resonance, and vibration transmissibility. The optimisation problem is assigned to find structural shape and size such that maximising structural dynamic stiffness while, at the same run, minimising structural mass. Design constraints include stress failure and displacement. Three dimensional finite element analysis (FEA) is employed to find the objective and constrain functions. The optimum solutions called Pareto solutions are evaluated by using PBIL cooperating with a Gaussian process surrogate model and a Latin Hypercube Sampling technique. The proposed design approach is found to be numerically powerful and effective.

## 2. Surrogate model method

The term surrogate model used in an optimisation process is an approximate model which is used to approximate the objective and constrain function in optimisation problems [7]. Such a design strategy is useful when dealing with optimisation problems with expensive function evaluation, problems that have limited function values available, and problems that need to perform experiment to evaluate their function values. The hybrid of the surrogate model with an optimiser can be achieved in several ways. One of the commonly used

strategies is that, during the main optimisation process, some design solutions have been evaluated. Those solutions and their corresponding objective and constraint values are used to build a surrogate model. This model is then used as approximate function evaluation. The optimisation with the surrogate model is performed with significantly less running time compared to using the actual function evaluation. The obtained optimum solution of this design phase is brought to the main optimisation process where its actual function value is determined. With a highly accurate surrogate model, this design strategy is far superior to purely using an evolutionary algorithm. The computational steps are repeated until termination conditions are fulfilled. The commonly used surrogate models for optimisation are Kriging model [8], radial basis interpolation [6], polynomial interpolation [9] and neural network [10]. In this paper, only the Kriging model is employed.

### 2.1. Kriging Model

A Kriging model (also known as a Gaussian process model) used herein is the famous MATLAB toolbox named design and analysis of computer experiments (DACE) [8]. The estimation of function can be thought of as the combination of global and local approximation models i.e.

$$y(\mathbf{x}) = \bar{f}(\mathbf{x}) + Z(\mathbf{x}) \quad (1)$$

where  $\bar{f}(\mathbf{x})$  is a global regression model while  $Z(\mathbf{x})$  is a stochastic Gaussian process with zero mean and non-zero covariance representing a localised deviation. In this work, a linear function



is use for a global model, which can be expressed as:

$$\bar{f} = \beta_0 + \sum_{i=1}^n \beta_i x_i = \boldsymbol{\beta}^T \mathbf{f} \quad (2)$$

where  $\boldsymbol{\beta} = [\beta_0, \dots, \beta_n]^T$ ,  $\mathbf{f} = \mathbf{f}(\mathbf{x}) = [1, x_1, x_2, \dots, x_n]^T$ . The covariance of  $Z(\mathbf{x})$  is expressed as:

$$\text{Cov}(Z(\mathbf{x}^p), Z(\mathbf{x}^q)) = \sigma^2 \mathbf{R}[R(\mathbf{x}^p, \mathbf{x}^q)] \quad (3)$$

for  $p, q = 1, \dots, N$  where  $R$  is the correlation function between any two of the  $N$  design points, and  $\mathbf{R}$  is the symmetric correlation matrix size  $N \times N$  with the unity diagonal [8]. The correlation function used in this paper is

$$R(\mathbf{x}^p, \mathbf{x}^q) = \exp(-(\mathbf{x}^p - \mathbf{x}^q)^T \boldsymbol{\theta} (\mathbf{x}^p - \mathbf{x}^q)) \quad (4)$$

where  $\theta_i$  are the unknown correlation parameters to be determined by means of the maximum likelihood method. Having found  $\boldsymbol{\beta}$  and  $\boldsymbol{\theta}$ , the Kriging predictor can be achieved as

$$\bar{y} = \mathbf{f}(\mathbf{x})^T \boldsymbol{\beta} + \mathbf{r}^T(\mathbf{x}) \mathbf{R}^{-1}(\mathbf{y} - \mathbf{F} \boldsymbol{\beta}) \quad (5)$$

where  $\mathbf{F} = [\mathbf{f}(\mathbf{x}^1), \mathbf{f}(\mathbf{x}^2), \dots, \mathbf{f}(\mathbf{x}^N)]^T$  and  $\mathbf{r}^T(\mathbf{x}) = [R(\mathbf{x}, \mathbf{x}^1), R(\mathbf{x}, \mathbf{x}^2), \dots, R(\mathbf{x}, \mathbf{x}^N)]$ .

For more details, see [8].

### 3. Multiobjective Population-Based

#### Incremental Learning (MOPBIL)

PBIL algorithm is an evolutionary optimiser based upon binary searching space. The PBIL approach evolves its population by considering the probability of each bit in the binary strings of being either '0' or '1'. The binary population is represented by the so-called probability vector. The example of how the probability vector works is shown in Fig.1

In multiobjective optimisation, more probability vectors should be used in order to obtain a more diverse population; therefore, it is called a probability matrix. Starting with an initial probability matrix that have all elements as "0.5",

and an (empty) Pareto archive, the binary population according to the initial probability matrix is then created. The binary population is decoded and objective values are evaluated. The best binary solution, whether it is based on minimisation or maximisation, is chosen to update the next probability vector  $\mathbf{P}_{i,j}^{new}$  using the relation

$$\mathbf{P}_{i,j}^{new} = \mathbf{P}_{i,j}^{old}(1 - L_R) + \mathbf{b}_j L_R \quad (6)$$

where  $L_R$  is called the learning rate, a value between 0 and 1, to be defined and  $\mathbf{b}_j$  is the mean value of the  $j^{th}$  column of the best binary solution.  $L_R$  is set as:

$$L_R = 0.5 + rand(+0.1 \text{ or } -0.1) \quad (7)$$

where  $rand \in [0,1]$  is a uniform random number. Mutation on the  $i^{th}$  row of the probability matrix is allowed to take place by a predefined probability and it can be expressed as:

$$\mathbf{P}_{i,j}^{new} = \mathbf{P}_{i,j}^{old}(1 - m_s) + rand(0 \text{ or } 1) m_s \quad (8)$$

where  $m_s$  is the amount of ship used in the mutation.

population 1	population 2	population 3
0 0 1 1	0 1 1 0	0 1 0 1
1 1 0 0	1 1 0 0	1 0 0 1
0 0 1 1	1 0 1 0	0 0 0 1
1 1 0 0	0 0 0 1	0 1 0 0
Probability Vectors		
[0.5,0.5,0.5,0.5]	[0.5,0.5,0.5]	[0.25,0.5,0,0.75]

Fig.1 Probability vector and their corresponding populations

The updating process is completed when all rows of the probability matrix are changed. The probability matrix is updated and the external Pareto archive is improved iteratively until convergence is achieved.

In cases where the total number of the non-dominated solutions is greater than the archive size, the archiving operator called the normal line method [4] is activated to remove some solutions from the archive. The archiving technique is used to prevent excessive use of computer memory during an optimisation process. The basic idea of the normal line technique is used to remove some non-dominated design solutions while maintaining population diversity in the archive. For more details of multiobjective PBIL, see [11].

#### 4. Design Problem

This paper presents a multiobjective optimisation design problem for an automotive part as show in Fig. 2. The component is used to connect the car engine with the car body. Under working conditions, this structure is subject to several mechanical phenomena e.g. stress failure, fatigues, vibration resonance, and dynamic force transmissibility. Also, structural displacement due to a number of loading conditions should not exceed the predefined limit.




Fig. 2 Automotive part

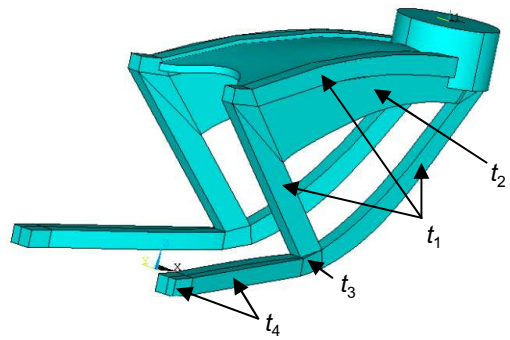


Fig. 3 a. Sizing variables

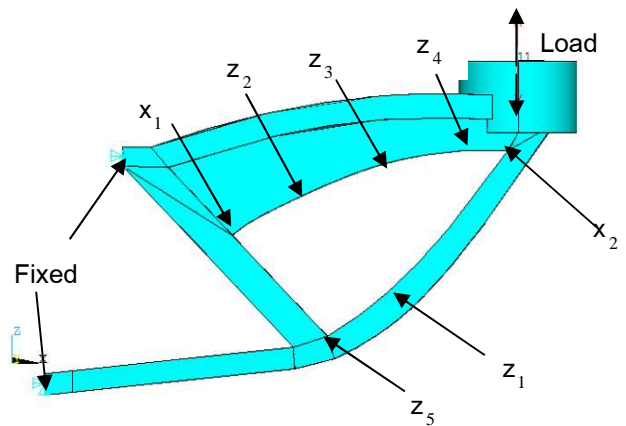


Fig. 3 b. Shape variables

The multiobjective optimisation problem is posed to find structural shape and size such that maximising structural natural frequencies and minimising mass whereas constraint include stress failure and displacement, which can be express as

$$\text{Min: } \mathbf{f} = [f_1(x), f_2(x)] \quad (9)$$

Subject to

$$\sigma_{max} \leq \sigma_{allowable}$$

$$u_{max} \leq 0.005$$



$$0.0015 \leq t_1 \leq 0.0115$$

$$0.0015 \leq t_2 \leq 0.0115$$

$$0.0015 \leq t_3 \leq 0.01$$

$$0.0025 \leq t_4 \leq 0.015$$

$$-0.003 \leq z_1 \leq 0.01$$

$$-0.0025 \leq z_2 \leq 0.0028$$

$$-0.01 \leq z_3 \leq 0.005$$

$$-0.01 \leq z_4 \leq 0.005$$

$$0 \leq z_5 \leq 0.03$$

$$-0.01 \leq x_1 \leq 0.01$$

$$-0.005 \leq x_2 \leq 0.01$$

where  $\mathbf{x}$  is a design variable vector (all variables are displayed in Fig. 3).  $f_1$  is a function of mass.  $f_2$  is a function of dynamic stiffness (or natural frequencies).  $\mathbf{x}$ ,  $f_1$  and  $f_2$  can be express as :

$$\mathbf{x} = [t_1, t_2, t_3, t_4, z_1, z_2, z_3, z_4, z_5, x_1, x_2]^T$$

and

$$f_1 = \text{mass} \quad (10)$$

and

$$f_2 = \frac{1}{\omega_1 + \omega_2 + \omega_3 + \omega_4 + \omega_5} \quad (11)$$

The other parameters are defined as follow:

$\sigma_{max}$  = Maximum von Misses stress

$\sigma_{allowable}$  = Allowable stress

$t_i$  = Shape thickness

$z_i$  = Position of key point in z axis

$x_i$  = Position of key point in x axis

$\omega_i$  = mode  $i$  natural frequency of a structure

Fig. 3 a. & b. display all of the sizing and shape design variables. The thicknesses ( $t_i$  in Fig. 3 a.) are the thickness of the sub-regions of the automotive component as shown. The  $z_i$  parameters determine the key points in vertical direction as located in Fig. 3 b. These key points are use to generated a spline curve so as to define the shape of the part. The  $x_i$  parameters

define the horizontal position of the key points on the component.

The structure is acted upon by three load cases (bending, twisting and swaying loads) at its right-handed tip. The objective and constraint function values are evaluated by using FEA. The evaluation process is carried out in such a way that, with the given input design variables as defined the shape and dimensions of the structure is created. The finite element analysis is then performed. Finally the computational results can be obtained. Function evaluation is somewhat time-consuming, which means it is difficult to apply a common evolutionary algorithm to solve the optimisation problem (9). As a result, the surrogate-assisted evolutionary algorithm is developed to deal with such difficulty.

To conduct the multiobjective optimisation as defined in (9). The MOPBIL algorithm and the surrogate-assist MOPBIL (MOPBIL-SM) are used to find Pareto optimal solutions. MOPBIL-SM is a design strategy that exploit the surrogate model to crate initial Pareto archive rather than starting with an empty archive as traditional multiobjective PBIL.

The computational steps for generating an initial Pareto archive are as follows:

- I. Sample the design variable from design experiment by using the LHS technique.
- II. Evaluate design functions by FEA
- III. Constructing a surrogate model by using the Kriging technique.
- IV. Use MOPBIL find Pareto optimal set using the approximate function.
- V. Find the real function values of the Pareto optimal front obtained from

optimising the approximate Kriging model.

- VI. Use a non-dominated sorting technique to find the initial Pareto archive

The LHS is used to sample 100 design solutions for constructing a surrogate optimisation model. Subsequently, with this initial Pareto archive, the common MOPBIL is operated where the population size is 30, the number of iteration is 10, and archive size is 30.

### 5. Result and Discussion

The progress of Pareto optimal solutions of the optimisation design problem by using the hybridisation of a surrogate model method and the MOPBIL is displayed in Fig. 4.

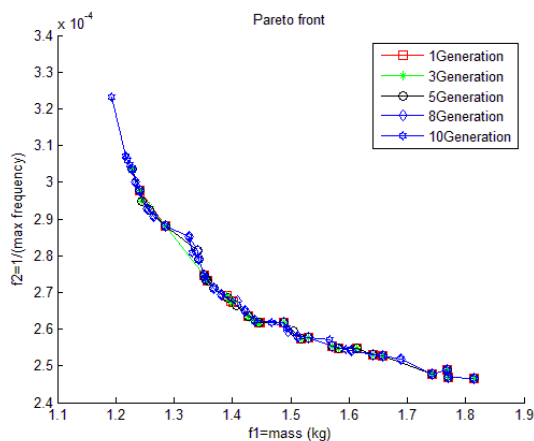


Fig.4 Pareto front of the MOPBIL-SM

In order to verify the effectiveness of the hybrid approach, the original MOPBIL (starting with empty Pareto archive) is performed with the same population and archive sizes while the total generation number is set to be 30. This implies that original MOPBIL uses 30×30 actual function evaluations which is approximately twice the number of evaluation used by MOPBIL-SM (100 + 10×30 evaluations). The results from the former are termed as MOPBIL whereas the results obtained from the later are named

MOPBIL-SM. Fig.5-7 compare the Pareto fronts obtained from using MOPBIL-SM at the generations of 1, 3 and 5, and using MOPBIL at the generations of 10, 20 and 30 respectively. It can be found that the results from using MOPBIL-SM are better than the results from the original MOPBIL even with far smaller number of finite element analyses. That means the hybrid approach is far superior to the original optimiser.

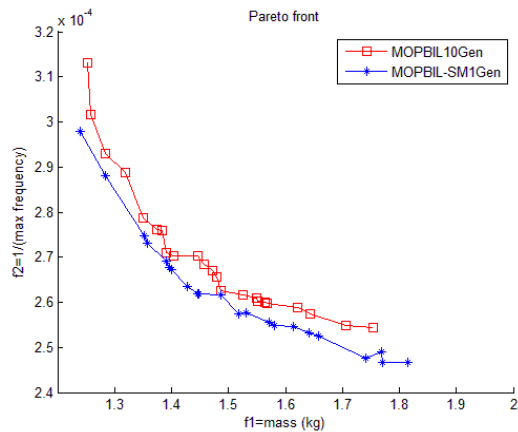


Fig.5 Comparative Pareto fronts: MOPBIL 10 Generations versus MOPBIL-SM 1 Generations

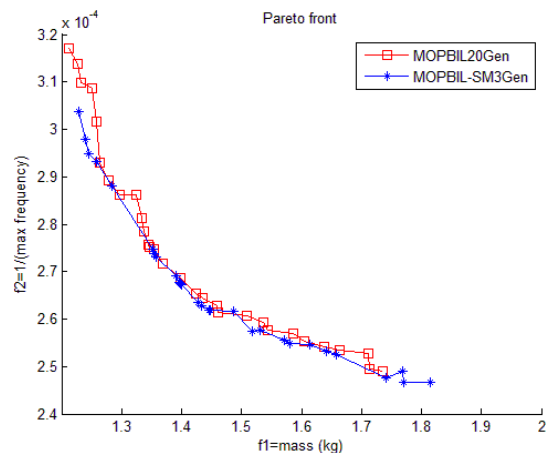


Fig.6 Comparative Pareto fronts: MOPBIL 20 Generations versus MOPBIL-SM 3 Generations

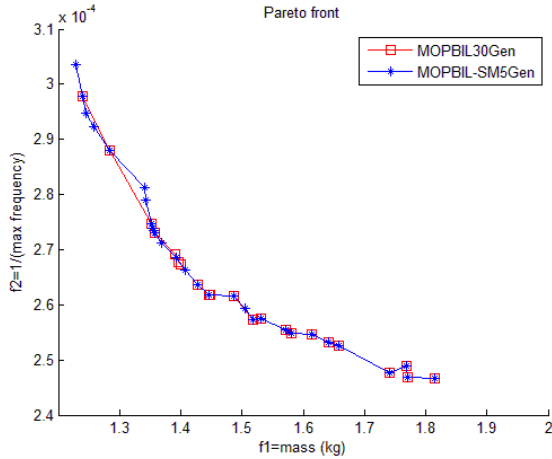


Fig.7 Comparative Pareto fronts: MOPBIL 30 Generations versus MOPBIL-SM 5 Generations

The Pareto optimal solutions of the MOPBIL-SM shown in Fig. 8 have the corresponding design solutions as shown in Fig. 9. The optimum components have obvious variation for the design variables  $t_2$ ,  $z_3$  and  $z_5$ , while the other variables have slightly variation. It can be seen that, with one optimisation run, we can have a number of optimum components for decision making.

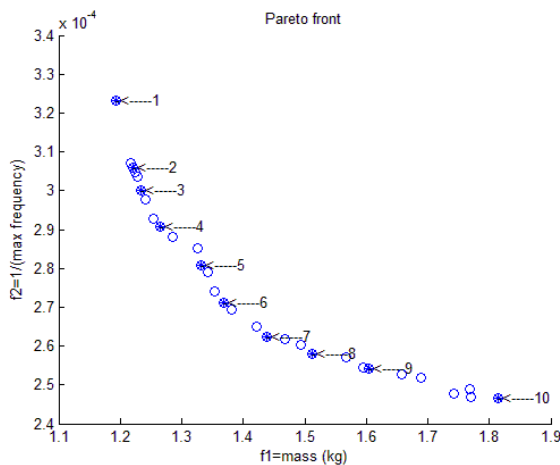


Fig.8 Pareto front from MOPBIL-SM

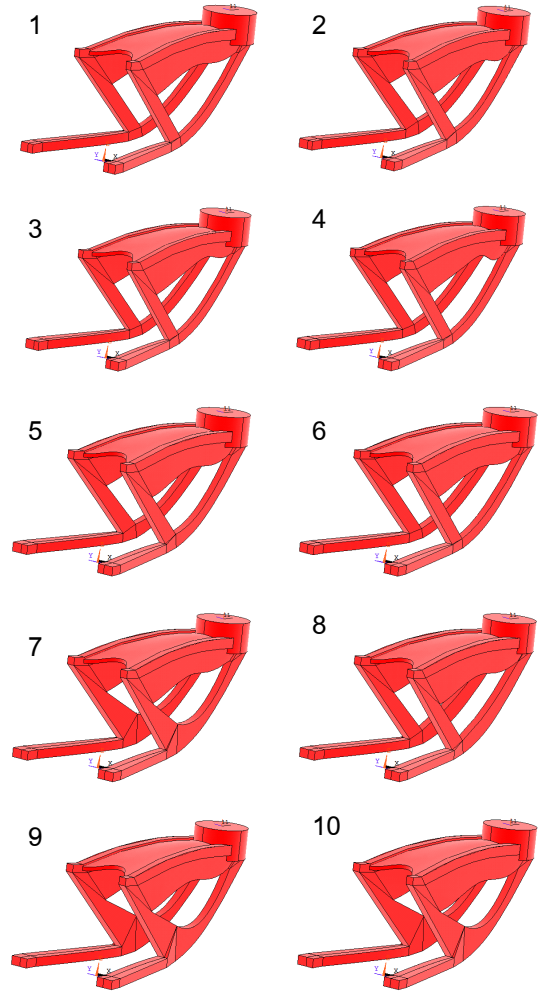


Fig.9 3D automotive parts corresponding to selected solutions in Fig. 8

## 6. Conclusions

The multiobjective 3D shape and sizing optimisation problem of an automotive component using the hybridisation of a surrogate model and MOPBIL is demonstrated. The results show that the proposed approach is efficient and effective for solving the design problem. The new design strategy outperforms the original PBIL optimiser based upon the total number of function evaluation. An improved design strategy employing much less function evaluations is the target for future work.



## 7. Acknowledgments

The authors are grateful for the support from The Royal Golden Jubilee PhD Program (RGJ-TRF) and the Thailand Research Fund.

## 8. References

- [1] N. Kaya, I. Karen, and F. Öztürk (2010). Re-design of a failed clutch fork using topology and shape optimisation by the response surface method, *Materials and Design*, vol. 31, pp. 3008-3014.
- [2] B. Torstenfelt and A. Klarbring (2007). Conceptual optimal design of modular car product families using simultaneous size, shape and topology optimization, *Finite Elements in Analysis and Design*, vol. 43, pp. 1050-1061.
- [3] S. Bureerat and K. Sriworamas (2007). Population-Based Incremental Learning for Multiobjective Optimisation, *Advance in Soft Computing*, vol. 9, pp. 223-231.
- [4] S. Kanyakam and S. Bureerat (2007). Passive Vibration Suppression of a Walking Heat and Mass Tractor Handlebar Structure Using Multiobjective PBIL, paper presented in *2007 IEEE Congress on Evolutionary Computation*, Singapore.
- [5] S. Kanyakam, S. Srisomporn, and S. Bureerat (2009). Optimal Geometrical Design of Multiple Heights Pin-Fin Heat Sink Using MOPBIL, paper presented in *The 23rd Conference of the Mechanical Engineering Network of Thailand*, Chiang Mai, Thailand.
- [6] S. Srisomporn and S. Bureerat (2008) Geometrical Design of Plate-Fin Heat Sinks Using Hybridization of MOEA and RSM, *IEEE TRANSACTIONS ON COMPONENTS AND PACKAGING TECHNOLOGIES*, vol. 31, pp. 351-360.
- [7] X. Liao, Q. Li, X. Yang, W. Zhang, and W. Li (2008). Multiobjective optimization for crash safety design of vehicles using stepwise regression model, *Struct Multidisc Optim*, vol. 35, pp. 561–569.
- [8] Lophaven SN, Neilson HB, Sondergaard J. DACE a MATLAB Kriging Toolbox. Technical report IMM-TR-2002-12, Technical University of Denmark.
- [9] Z. Zhou, YS. Ong, MH. Lim (2007). Memetic algorithm using multi-surrogates for computationally expensive optimization problems, *Soft Computing*, vol. 11, pp. 957-971.
- [10] M. Farina, P. Amato (2005). Linked interpolation-optimization strategies for multicriteria optimization problems, *Soft computing*, vol. 9, pp. 54-65.
- [11] S. Bureerat and, S. Srisomporn (2010). Optimum plate-fin heat sinks by using a multi-objective evolutionary algorithm, *Engineering Optimization*, vol. 42, pp. 305-343.